




Sam Noble Home



Pop some popcorn, grab a pillow and get ready for an adventure in your own home! Join us every week for Sam Noble Movie Night, where we will bring some of your favorite movies to life with fun activities and games that bring the movie experience right into your living room!



**AVAILABLE TO
STREAM ON:**

Disney+
Amazon

SYNOPSIS:

Have you ever seen a rabbit police officer or a fox selling popsicles? Dreams for animals of all shapes and sizes can come true in the beautiful city of Zootopia – though trouble may be brewing when some of these animals start to disappear! Get ready to help save the day with this week’s movie “Zootopia” – and don’t forget the carrots!

After the movie, check out some of our fun activities and games below to bring the adventure from the “Zootopia” into your own home!

BUILD ZOOTOPIA

You have been asked to design the next neighborhood in Zootopia! While Zootopia was created for all kinds of animals to live together, this new neighborhood is special – it’s just for your favorite kind of animal!

- Pick one animal that you want to build a new home for; it can be a real animal, like a moose or a dolphin, or even a fictional animal, like a unicorn or a dragon!
- Once you have picked your animal, talk about or write down the answers to these questions to help you design your new animal home:
 - What kind of environment does your animal live in? (Does it live in the forest, the ocean, or somewhere different?)
 - What kind of shelter (house) does your animal need?
 - What does your animal eat – they’ll need to be able to get food in their new home!
 - If you don’t know the answers to any of these questions, ask an adult to help you research or look up the answers up!
- Once you know where animal lives, what type of home it needs and what food it eats, draw a picture of your animal’s new home – make sure you include the three things listed above.
- Share your design with an adult or a buddy! If you want to take your design to the next level, use your drawing as inspiration to create your animal’s home using supplies from around your own home!
- Use craft materials, materials from outside or even objects from around your home. Don’t be afraid to get creative –think outside of the box!

WHO AM I?

“Zootopia” is a place where animals of all kinds live together, no matter how different they are from each other! See how many of the different animals from the movie you can remember by playing this fun game! To play Who Am I:


- Set the boundaries for the area you are playing in – you’ll need some room to move around
- Either print out the “Animal Cards” provided or make your own. Write the name of an animal and/or draw a picture of it on a piece of paper. **Animal Cards are on page 3.**
- Create at least one animal for each player, each player having a different animal. You can see how many animals you remember from the movie, or use this list to get started:

- | | | | |
|------------------------------|-------------------------------|--------------------------------|-------------------------------|
| <input type="radio"/> Rabbit | <input type="radio"/> Lion | <input type="radio"/> Wolf | <input type="radio"/> Cheetah |
| <input type="radio"/> Fox | <input type="radio"/> Otter | <input type="radio"/> Elephant | |
| <input type="radio"/> Sheep | <input type="radio"/> Giraffe | <input type="radio"/> Buffalo | |


- Tape an animal to the back of each player – it’s important that the player doesn’t know what animal they themselves have, but they need to know what animals the other players have!
- Once every player has an animal taped to their back, each person will take turns trying to figure out what their animal is!
- Players will walk around and ask each other questions to figure out what animal they have. Some good questions may be:
 - What do I eat?
 - How many legs do I have?
 - What color am I?
 - Do I have fur, scales, or feathers?
- Everyone will keep playing until each player has guessed what their animal is!
- Play as many rounds as you’d like.

If you would like an extra challenge when playing Who Am I, you can:

- Only let players ask yes or no questions to figure out their animal.
- Only pick certain kinds of animals to use– for example, try only using carnivores (meat-eaters) or animals that live in the Arctic!
- Write down the movie character names instead of animal types.




RABBIT



FOX




SHEEP




LION




OTTER




GIRAFFE




WOLF



ELEPHANT



BUFFALO



CHEETAH

Create your own!

Create your own!

LET'S READ!

Find a comfortable spot and read together!
Here are some ideas to get you started:

- DK Eyewitness: Life by David Burnie
- DK Eyewitness: Animal by DK Publishing
- Biggest, Strongest, Fastest by Steve Jenkins
- Welcome Home, Little Bear by Maurice Jenkins

You can download digital copies of these books for free from openlibrary.org. Here is how!

1. Go to openlibrary.org.
2. Click the blue "sign up" button on the top right to create a free account. You will be sent a confirmation email.
3. Sign in.
4. Type the book title and author into the search bar.
5. Find your book and click the blue "borrow" button.
6. Don't forget to return your book when you are finished reading it!

EXPLORE AT HOME

Want to learn more about animals and how they live from the comfort of your own home?
Check out the Sam Noble Museum's exhibits here:

<https://samnoblemuseum.ou.edu/permanent-exhibits/>

or explore our behind-the-scenes collections here

<https://samnoblemuseum.ou.edu/collections-and-research/>

Interested in exploring zoos, other animal homes, or watching live animals on webcams?
Check out the links below!

- Oklahoma City Zoo
<https://www.okczoo.org/>
- Smithsonian's National Zoo & Conservation Biology Institute
<https://nationalzoo.si.edu/>



Sam Noble Home

